

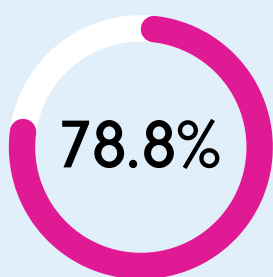
PEOPLE'S EXPERIENCES AND VIEWS ABOUT COVID-19 VACCINATIONS IN BRIGHTON AND HOVE

FEBRUARY 13TH TO MARCH 31ST 2021

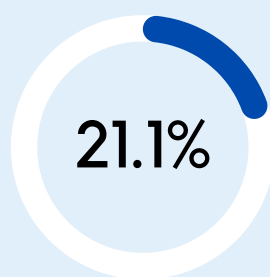
Who completed the survey?



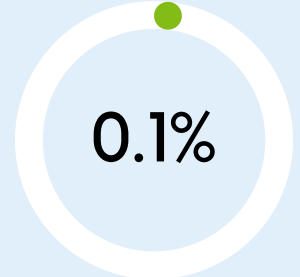
- 2102 people
- Average age 56.3 years, range from 14 to over 90.



Women




Men

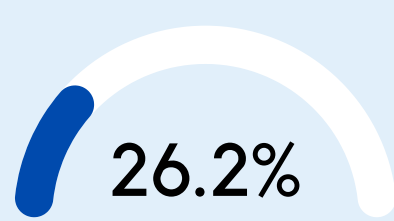


Other

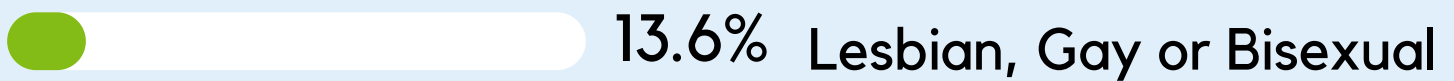
Minority ethnic groups represented 15.4% of the sample and 9.0% of the sample were 'Other White background'



People with a disability



People with a long term condition



Received vaccination



75.5% vaccinated



24.5% had not been vaccinated

76.3% of White-British people had received at least one vaccination compared to 66.0% of other ethnic groups. Statistically significant difference.


No difference in vaccine uptake by age, gender, disability or sexual orientation.

Reasons for accepting vaccination – mixture of personal reasons and for the wider benefit of others



89.9% to protect myself

78.9% said to get back to normal as soon as possible



86.6% to play my part in combating the COVID-19 virus

The vaccination appointment



92.4% said they were very likely to encourage their family and friends to have a COVID-19 vaccination

"Excellent experience. All very well organised, no waiting and friendly efficient staff and volunteers."

"Very pleased with the helpfulness, friendliness and professionalism of the team at the racetrack."

"I've heard only amazing things about the vaccine rollout in Brighton, it sounds as if everyone is happy to have it and it's a happy atmosphere - it's a privilege and the speed of the appointments is fantastic. I feel privileged to have had the vaccine - thank you!"

After People had their vaccination

86.8%

received written details of the vaccine received.

received information on the possible side-effects.

83.8%

38.6%

received information about the second vaccine (time, date and location)

"I still don't have a date for second dose and nobody told me if I must book it online or wait for contact as before."

"Certainty of second vaccination appointment to be given at the same time as first injection."

Those yet to have the vaccine

Future intentions of those yet to have the vaccine


Definitely will accept

Undecided, but likely to accept

Undecided, but unlikely

Definitely will not accept

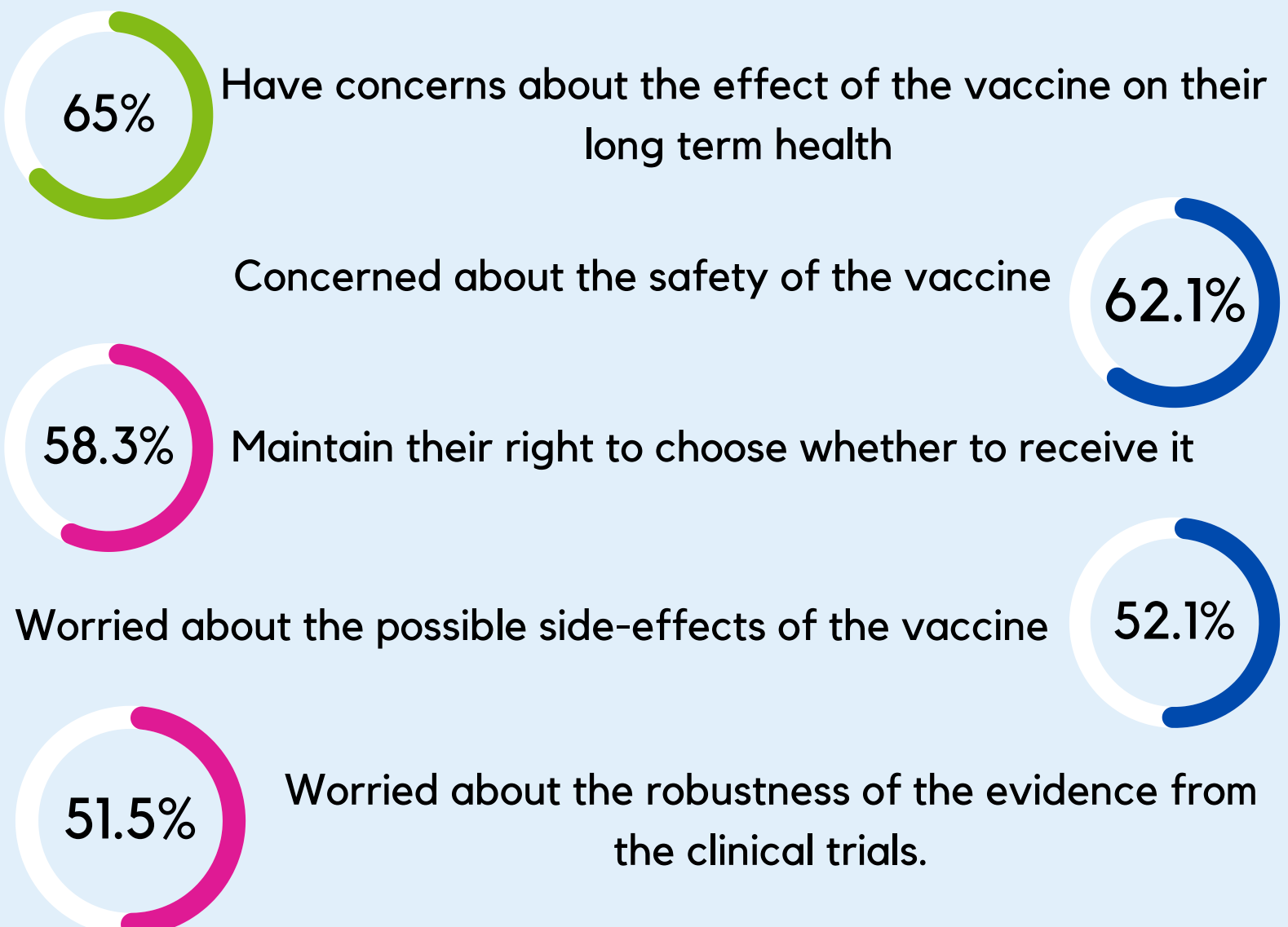
Offered and declined



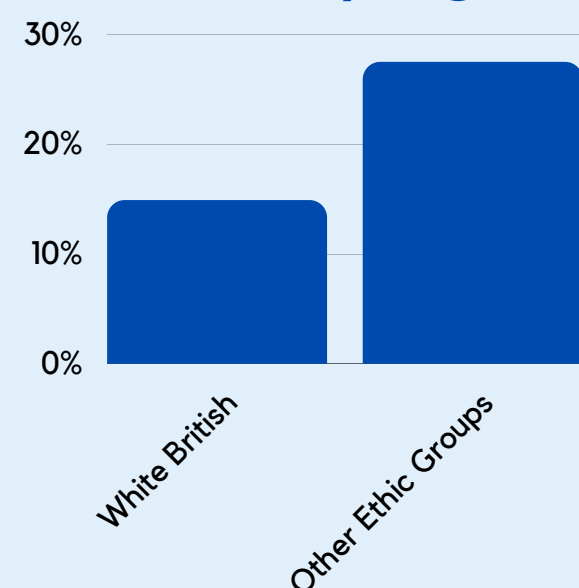
20.2% of those yet to have the vaccine were vaccine hesitant to have it

Reasons for not intending to have a vaccination

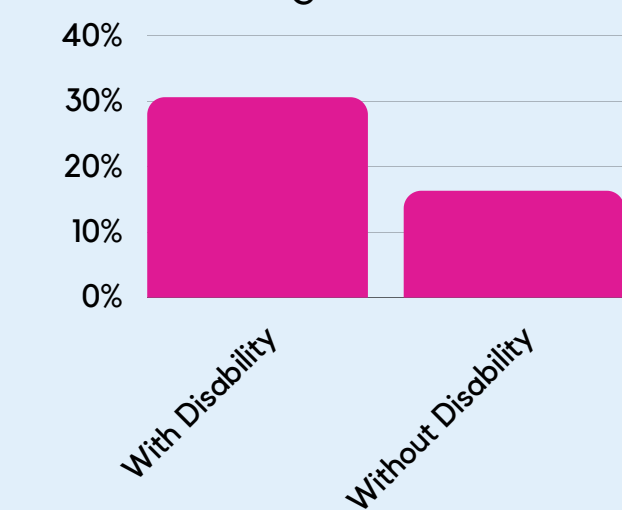
Of those not intending to have the vaccine, over 50% mentioned the following: safety, side-effects, strength of evidence and right to choose



Statistically significant differences:



14.9% of the White-British were hesitant to have the vaccine compared to 27.5% of other ethnic groups.



30.6% of those people with disabilities were hesitant to have the vaccine compared to 16.3% of those people without disabilities

"When it has been robustly tested for 5-10 years and we are given the full published results of this."

"I still want to wait at least a couple of years to see the longer-term effects on others."

For more details please contact Dr Lester Coleman, Evidence and Insight Manager,
lester@healthwatchbrightonandhove.co.uk
01273 234 041